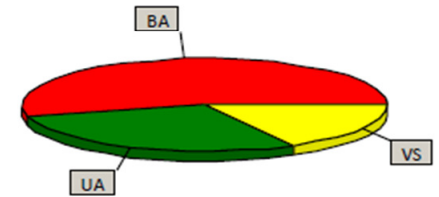
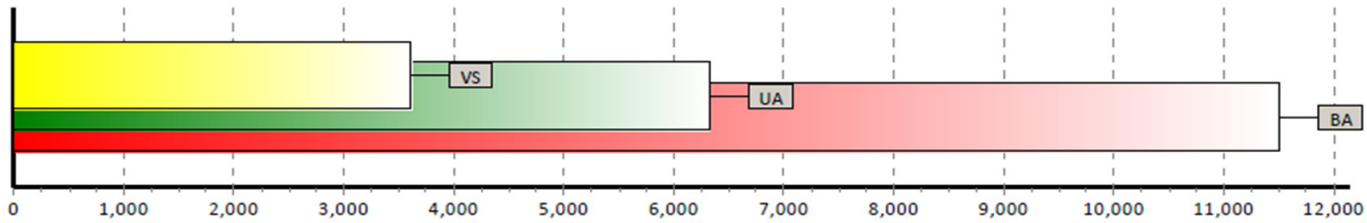


# Air Sector Cross Selling Report

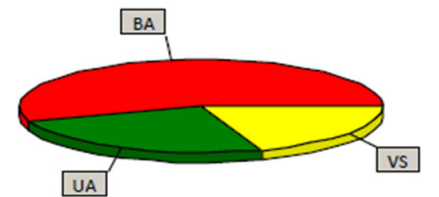
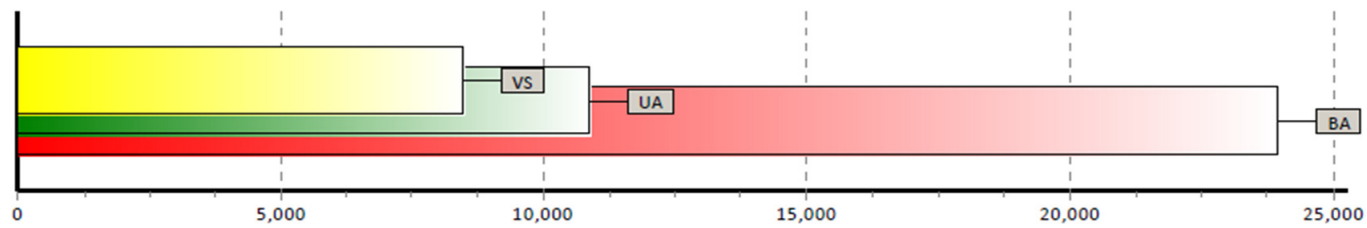
Blue Cube Travel



Origin / Destination pair	Carrier Code	Carrier Name	Amount
<b>London Heathrow / San Francisco</b>			
	BA	BRITISH AIRWAYS	11527.05
	UA	UNITED AIRLINES	6340.30
	VS	VIRGIN ATLANTIC	3624.15



<b>London Heathrow / Newark</b>			
	BA	BRITISH AIRWAYS	23989.62
	UA	UNITED AIRLINES	10908.05
	VS	VIRGIN ATLANTIC	8491.95



Disclaimer : This management information report should not be used for accounting purposes